

State of Dorset

March 2018



Diversity



Economy



Older People



Deprivation



Children



Population



Health and Wellbeing



Crime



Natural and
Historic
Environment



Leisure and
Culture

Introduction

This compendium of State of Dorset bulletins brings together statistical and contextual information relating to ten themes important to Dorset: Children, Crime, Deprivation, Diversity, Economy, Health and Wellbeing, Leisure and Culture, Natural and Historic Environment, Older People and Population.

These themes cover most aspects of life affecting people living or working in Dorset. In many ways they are inter-related with trends identified in one theme also appearing across the others. For this reason the bulletins should be looked at 'in the whole' rather than as discrete topics. For example, the increasing number of older people living in Dorset is a factor that directly appears in four of the bulletins and arguably indirectly affects a couple more.

We hope that the bulletins will help inform understanding of other reports and data analysis relating to the issues identified. Users may also find the bulletins useful sources of evidence when budget setting, writing funding applications, writing policies and identifying areas for further research.

The bulletins are by their nature 'snapshots' of the situation in Dorset at a particular time and do not attempt to provide detailed explanations for the statistics or findings. If you require further information on a topic we would encourage you to look at the many other reports and data sources on Dorset Statistics.

It is hoped that by identifying Dorset's weaknesses and strengths, the County Council and its partners will be able to work together for a strong and successful Dorset, enabling economic growth and promoting health, wellbeing and safeguarding.

**For DORSET STATISTICS, see
<https://apps.geowessex.com/stats/>**

State of Dorset Population

March
2018



Dorset County Council

Change in Dorset's demographic make-up can have an impact on service demands and provision for local authorities but can also affect housing demand and business needs.

Changes in our population are shaped by both natural change (births and deaths) and by migration into and out of Dorset.

By projecting future population change, we can plan to target services and resources to the places where they will be needed most.

Big Numbers Box

0.4%pa

projected total population change
2016-2041

422,900

total
population
in 2016

1.4%pa

+65s projected
population change
2016-2041

24,200

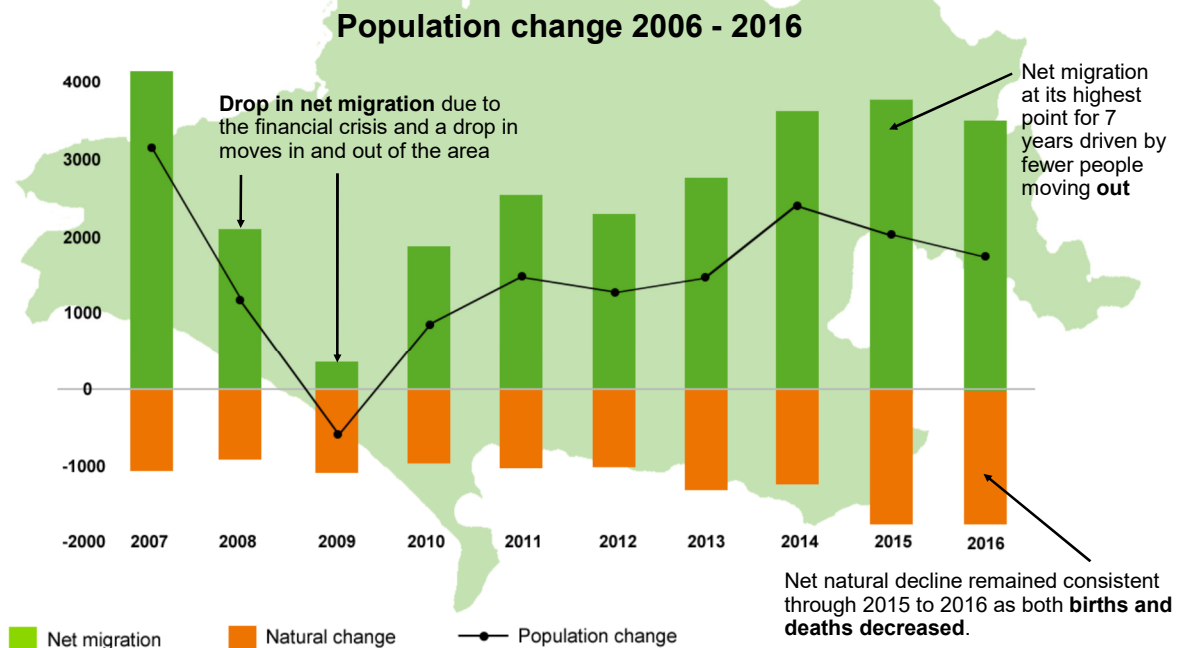
increase in +65s
2006-2016, an
increase of 2.3%pa

1,700

decrease in
0-15yrs
2006-2016

Box 1: Population change in Dorset

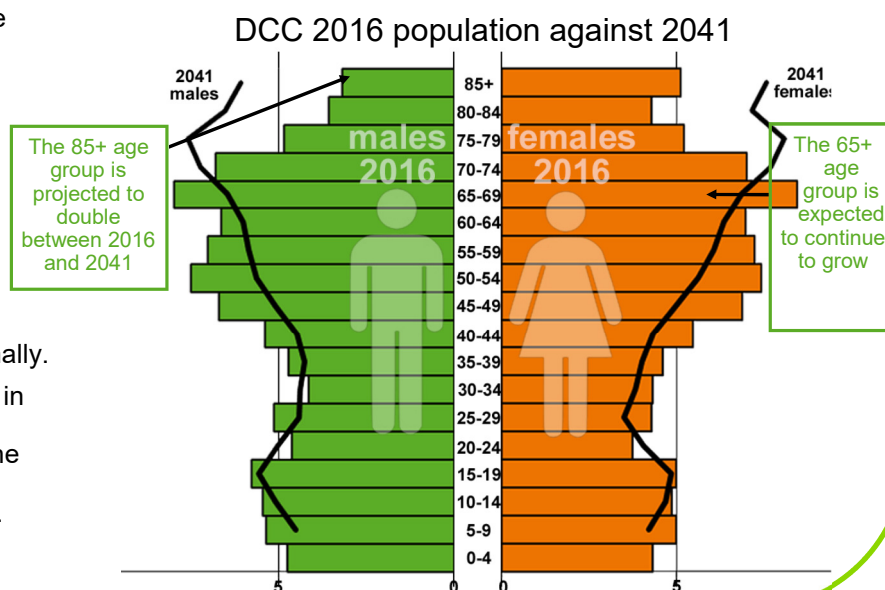
- In Dorset, deaths outnumber births giving net decline in the natural population.
- Growth in Dorset's population therefore arises from positive net migration, with in migration normally greater than out migration each year.



- Over the period 2006-2016, Dorset's population grew by 17,000, growth of about four per cent compared with eight per cent nationally.

Box 2: Age breakdown of population change

- Over the period 2006-2016, the number aged 65+ grew by 24,200 – up by 25%.
- However, the population of working age dropped by 6,400 in Dorset – and the number of children fell by 1,700.
- There was also a net loss of 15-19 year olds from Dorset to other parts of the UK, with net gains mostly among those aged 30+.
- Over the next 25 years, Dorset's population is projected to grow at a slightly slower rate to the national average at about 0.4% per annum compared to 0.6%.
- Corresponding with the national trend, the greatest part of this growth is among those aged 65+, increasing at 1.6% pa.
- Dorset's working age population is expected to see a marginal decline over this period compared with marginal growth nationally.
- No growth is expected in the next 25 years for 0-15yr olds following the fall between 2006 and 2016 in this age group.



What are we doing about it?

The county council produces population projections which look forward 25 years and are revised on an annual basis. These projections can be used to anticipate local housing need and inform local plans which identify land for housing. The projections also help with school place planning - a growing population of children creates a demand for school places and support services. The ageing population can affect housing supply as some older people live in under-occupied homes.

An ageing population has an impact on the economy as more employees move into retirement with a potential loss of skills from the workforce, unless employers plan for this by up-skilling other workers and training apprentices for a long term solution. The county council provides adult learning courses¹ to help people get back into work after a gap or to improve existing skills. The council also promotes the benefits to employers of retaining and training older staff². Ultimately this will benefit both individuals and the local economy and will ease pressure on council budgets.

To support the growing number of older people, Dorset is helping people plan for their future care needs with a campaign: Prepare to Live Better. The council also provides advice and support to carers. Keeping fit and healthy into old age improves people's physical and mental wellbeing and reduces the demand for public services. Investing in green spaces and providing information through services like 'Live Well Dorset'³ can be much more cost effective than clinical interventions and other support.

Sources

- 2016 Mid-year estimates, ONS, Revised 22/03/18. For more info visit <https://apps.geowessex.com/stats/>
 2016-based trend population projections, Dorset County Council
 1 <https://www.dorsetforyou.gov.uk/adultlearning>
 2 Lifelong learning for an ageing workforce available at <https://apps.geowessex.com/stats/>
 3 <https://www.livewelldorset.co.uk/>

March
2018

State of Dorset Children



Experiences in a child's early years lay a foundation for health and wellbeing and our services for children and families have an important role in building future resilience.

By identifying those most at risk of poorer outcomes later on, our resources can be targeted where they are needed most so that we can respond to risk and vulnerability.

The number of 0-4 year olds is expected to increase slightly but the number of 5-15 year olds will increase from about 49,000 in 2017 to 51,600 in 2027 (0.5% pa).¹

Big Numbers Box

67,400² total children

primary school children with a Special Educational Needs plan

1.5%

444

children and young people in care in Dorset

96%

children leaving care go into suitable accommodation

134

child protection enquiries per 10,000 children

63

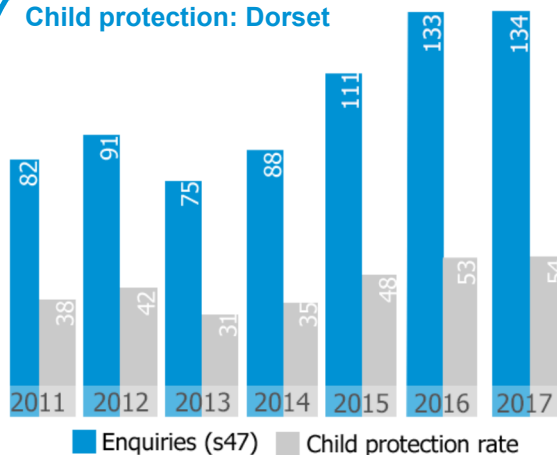
looked after children in every 10,000 in Dorset

54

child protection rate per 10,000 children

Box 1: Vulnerable children


Child protection: Dorset



- Vulnerable groups include:
 - those from deprived socio-economic backgrounds;
 - those with special educational needs;
 - children from particular ethnic groups.
- As of 2017, 695 pupils are designated with a Special Educational Need defined as Autistic Spectrum Disorder (ASD).⁵
- In December 2017, there were 444 children and young people in care in Dorset.³

% of children leaving care going into suitable accommodation

- The child protection rate in 2017 was 54 per 10,000 children compared with 43 in England.⁴
- The rate of looked after children rose from 62 per 10,000 children in 2016 to 63 in 2017.⁴
- Suitable accommodation is not always available for children leaving care. In Q1 & Q2 2017/18, 96% of Dorset children leaving care went into suitable accommodation.³



Sources

1 2016-based trend population projections, Dorset County Council

2 2016 Mid-year estimates, ONS, Revised 22/03/18. For more info visit <https://apps.geowessex.com/stats/>

3 Dorset County Council, Children's Services

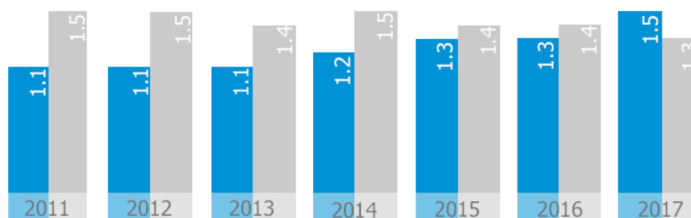
4 Local Area Interactive Tool (LAIT): Available at: <https://www.gov.uk/government/publications/local-authority-interactive-tool-lait>, data as at March 2017 [accessed 05 December 2017]

5 Pupil Census 2017, DCC

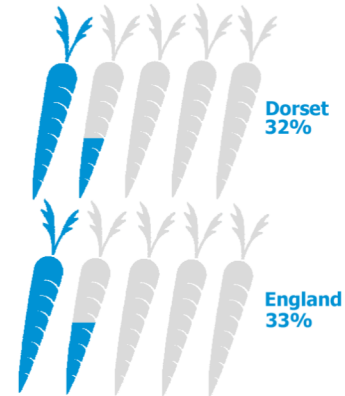
Box 2: Education

- In 2017, 69% of children achieved a good level of development in the Early Years Foundation Profile, a fall of 1.3 percentage points on 2016.⁴
- Schools are now scored on pupil progress between KS2 and KS4 (Progress 8). A score below zero shows that pupils made less progress than the national average (England=0). Dorset scored -0.15 in 2017, down from 2016 but broadly in line with other South West local authorities.⁶
- 32% of pupils eligible for Free School Meals (FSM) in Dorset achieved five or more GCSEs at grades A*-C including English and Maths compared with 33% nationally in 2015.⁴
- 13% of primary pupils claim Free School Meals, compared to 14% nationally.⁴

SEN statements ■ Primary ■ Secondary



Pupils eligible for FSM achieving 5+ A*-C GCSEs



- In 2017, 1.5% of primary school pupils had a statement of Special Educational Needs (SEN) or education, health and care plan, as did 1.3% of secondary school pupils.⁴

What are we doing about it?

There is evidence to show that what a child experiences in early years, starting in the womb, affects health and wellbeing in later life. Early intervention is therefore key and cutbacks in spending on this for short term financial gain can lead to greater long term costs, both financial and social.⁷

By creating Family Partnership Zones, the county council is working with partners and communities to ensure children get the right help, at the right time and in the right place, to prevent difficulties for families from becoming bigger problems. The idea is that organisations work together to ensure positive outcomes for children and young people and support them all the way from birth to getting a job.

Through working with our partners to ensure that we all take a 'whole family approach', the county council uses early intervention programmes, such as the Troubled Families programme, which aims to reduce demand and dependency on costly reactive public services by families experiencing complex issues, and deliver better value for the taxpayer.

The county council works with partners to support parents and children in the early years through a range of Early Childhood Services. This includes information and advice; parenting support; group work activities; support to access childcare; help with preparing for school; and education and training opportunities.

Evidence suggests that smarter working with the whole family leads to improved outcomes and better value for money and, as some will need ongoing support, there needs to be a continuum of services to support vulnerable people over time.

Sources

6 Dorset Achievement Update Summary, February 2018, Dorset County Council

7 C4E0 Grasping the Nettle: early intervention for children, families and communities

March
2018

State of Dorset Crime



Dorset County Council

In a national context, crime in Dorset is consistently very low, well below the average in England.

Although total recorded crime has risen by 10% this year compared to last year, this reflects a national trend and is partly due to improved crime recording practices and changes to Home Office recording standards.

Crime levels are usually higher across the summer months in the County. Particular crime types, though, have fallen in Dorset recently with both dwelling burglary and drug offences reducing.

Big Numbers Box

463 serious sexual offences in Dorset last year

83% of sexual assaults are committed against women

anti-social behaviour incidents
10,454

1 in 7

of all anti-social behaviour incidents in Dorset occur in Melcombe Regis in Weymouth

2,092 domestic abuse incidents

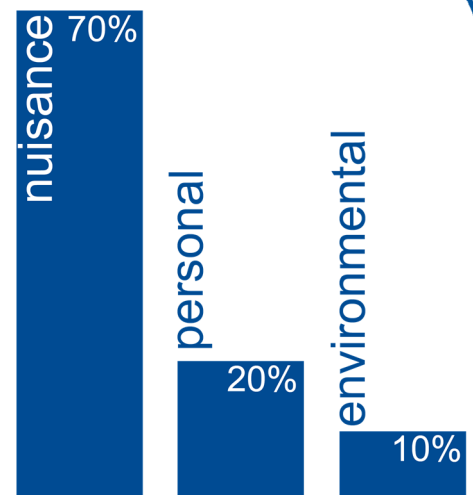
Hate crime up by

10%

Box 1: Dorset Community Safety Partnership Priorities¹

- Serious sexual offences
- Domestic abuse
- Anti-social behaviour

- In 2016-17 there were 10,454 incidents of **anti-social behaviour** in Dorset.
- 70% of these were classified as nuisance, 20% personal and 10% environmental.
- Weymouth has the highest rate of anti-social behaviour across the whole of Dorset.
- Melcombe Regis ward accounts for 14% of all **anti-social behaviour** incidents in the whole of Dorset.
- There were 463 serious **sexual offences** in Dorset last year.
- There were 2,092 **domestic abuse** incidents in Dorset last year.



Anti-social behaviour

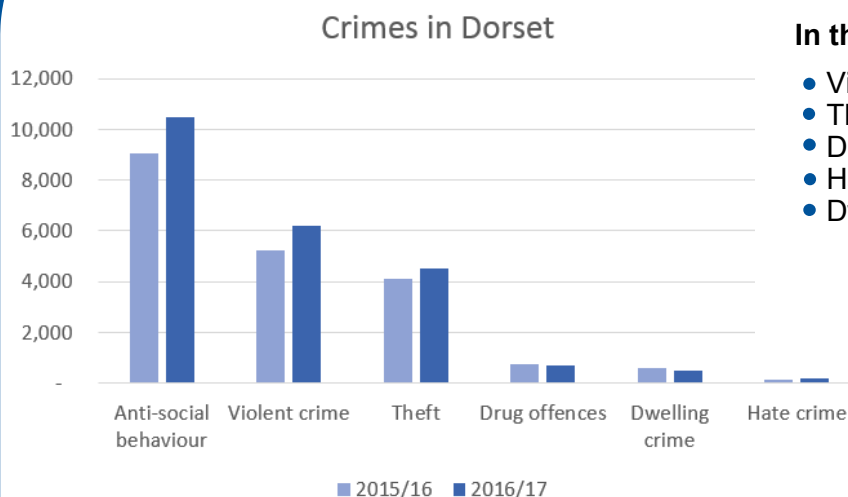
Sources

1 Dorset Police statistics for DCC area

2 Comparing 2016/17 to 2015/16

Box 2: Other Crime¹

- Total crimes were higher this year than in previous years.



In the last year²:

- Violent crime rose by 19%
- Theft rose by 10%
- Drug offences fell by 5%
- Hate crime rose by 10%
- Dwelling crime fell by 11%

- Compared to other areas, crime in Dorset is consistently low. Last year, Dorset had a lower crime rate than most county council areas.

- Purbeck is the district with the lowest crime rate in Dorset...and Weymouth and Portland has the highest.
- The summer usually sees the most crime each year¹. This could be because of the better weather over summer, the holidays and the longer daylight hours.
- Last year 70% of residents surveyed across Dorset said that they felt safe walking alone after dark.



What are we doing about it?

The Dorset Community Safety Partnership (CSP) brings together local authorities, the police and other key partners to tackle crime and community safety issues in the County. The CSP aims to reduce crime and the fear of crime; address risk, threat and harm to victims and local communities; and facilitate the strengthening of Dorset's communities in the delivery of local initiatives.

Crime and the fear of crime have a huge impact on the health and wellbeing of residents. The CSP undertakes annual assessments of local community safety issues and puts in place plans to address them. Current priority areas include domestic abuse, sexual violence and anti-social behaviour.

Sources

2 Comparing 2016/17 to 2015/16

March
2018

State of Dorset Deprivation



Dorset County Council

Deprivation has a significant impact on health and wellbeing. Dorset's areas of deprivation are largely located in the most urban areas - in particular Weymouth & Portland - but many of Dorset's rural communities could also be considered deprived in terms of barriers to housing and essential services. The English Indices of Deprivation divides Dorset into 249 areas.

As the number of older people living in rural areas grows, the challenge of access to facilities and pressure on health and care services will accelerate.

Big Numbers Box

12 areas of Dorset in most deprived Nationally*

Dorset population living in rural areas **41%**

Lower end house prices

10 times higher than lower end earnings

67 areas in most deprived nationally for **access to housing and services**

23 areas in most deprived nationally for **education**

9 areas in most deprived nationally for **income**

18,200
workless households

3,700
children
live in
workless households

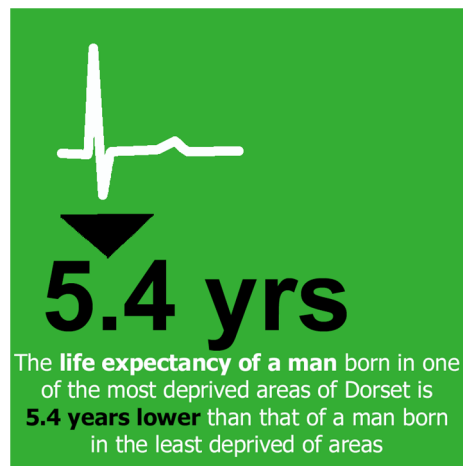
Box 1: Social deprivation

- There are twelve areas (out of a total of 249) in Dorset within the top 20% most deprived nationally for multiple deprivation, down from 13 in 2010¹.
- Nine of these are within the urban borough of Weymouth and Portland, two are in Christchurch and one in West Dorset.

12 areas in Dorset suffer high deprivation



- 23 of Dorset's neighbourhoods are in the 20% most deprived nationally in relation to education¹.
- 41% of Dorset's population lives in rural areas³. Barriers to housing and essential services are significant in Dorset reflecting rurality and distance from services. 67 Dorset neighbourhoods fall in the 20% most deprived nationally for this measure: 21 are in West Dorset and 20 in North Dorset¹.



- The gap in life expectancy between the most deprived and least deprived areas of Dorset is 5.4 years for men and 5.0 years for women².

Sources

*Most deprived = an area falls within the top 20% nationally
1 English Indices of Deprivation (2015), DCLG

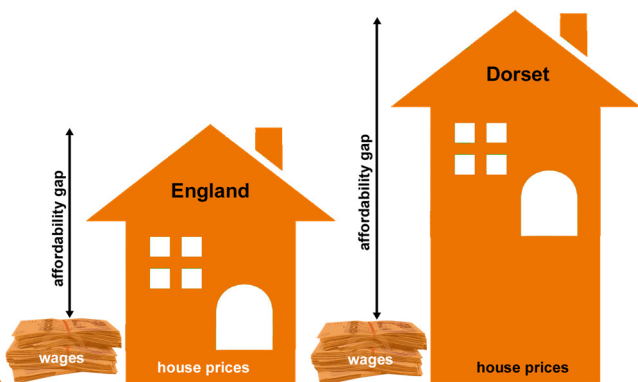
2 Dorset Health Profile 2017, Public Health England, 04 July 2017
3 Census of Population, 2011

Box 2: Economic deprivation

- Nine neighbourhoods in Dorset fall into the top 20% nationally for income deprivation (up from five in 2010) - seven of these are in Weymouth and Portland¹.

- Weymouth and Portland residence based weekly earnings are £511 per week compared with £553 in Great Britain⁴.

Weekly earnings for people living



- In Dorset, about 23,000 people aged 16-64, plus 3,700 children live in 18,200 workless households. 15% of Dorset households were workless, in line with the national figure⁵.
- In 2016, lower end house prices were more than ten times higher than lower end earnings in Dorset - and even higher in Christchurch, East Dorset and Purbeck⁶.

What are we doing about it?

Deprivation can be thought of as a lack of the basic necessities. It covers a wide range of factors that impact heavily on both individuals and families and consequently on council services, as those likely to suffer deprivation rely more heavily on intervention and support from the public sector.

Deprivation is also a key challenge to health and wellbeing with levels of obesity and other lifestyle related conditions higher amongst those living in deprivation. One way that the county council promotes healthy living is by providing information on local sports clubs, gyms, cycle routes and leisure activities.

Dorset's economic strategy and vision recognises the links between economic prosperity and health and wellbeing and the council aims to help create the right conditions for economic and jobs growth.

Early intervention can prevent problems from escalating. For example, by working with deprived families early on, the county council's Troubled Families programme is intended to reduce demand for costly reactive public services.

Areas of high deprivation also correlate strongly with higher levels of certain types of crime such as anti-social behaviour, domestic violence and burglary¹. The county council and its partners work together through the Dorset Community Safety Partnership to tackle crime.

Sources

4 Annual Survey of Hours and Earnings (2017), ONS (full time gross weekly earnings)

5 Annual Population Survey (2016), Households by combined economic activity status, ONS

6 Ratio of lower quartile house prices to lower quartile earnings (2016), DCLG

March
2018

State of Dorset

Diversity



Dorset County Council

There are many definitions available for the term 'diversity' but they all cover the same fundamental issues. These include the recognition of differences, respecting those differences and appreciating the fact that different perspectives are valuable and can bring real benefits to society in general. There are nine protected characteristics within our strands of diversity.

- Age
- Disability
- Gender
- Religion & Belief
- Gender Identity
- Sexual Orientation
- Marriage & Civil Partnership
- Pregnancy & Maternity
- Ethnicity

Big Numbers Box

28%

of Dorset's population is aged 65+

105 females for every **100** males in Dorset

2,212

living in a same sex relationship

Almost

1 in 3 of

Christchurch's population is aged 65+

One in five of all residents have a health condition that limits their day to day activities

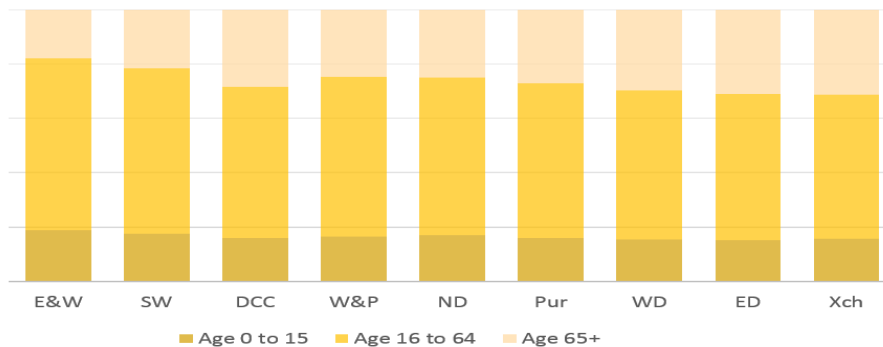
5,985

follow a non-Christian religion

4.5% of Dorset's population are Black or Minority Ethnic

Box 1: Age & religion

Age structure, 2016



- Dorset has a much greater proportion (**28%**) of the population aged 65 and over than England and Wales (**18%**).¹
- Some districts have almost one in three residents aged 65 and over.¹
- The five major non-Christian world religions Islam, Buddhism, Hinduism, Judaism and Sikhism constitute **1%** of Dorset's residents' religious beliefs.²
- Dorset's main non-Christian religious groups are concentrated in Dorset's towns. Weymouth has just over **300** residents of Muslim faith. There are also concentrations around military establishments such as Blandford Camp where the Gurkhas and their families live who are predominantly Hindu in their religious belief.²

Please note: *Robust statistical data at a Local Authority level on Sexual Orientation and Gender Identity does not currently exist apart from data on couples living in a same sex relationship from the Census 2011 (see Big Numbers Box).*

Sources

- 1 Mid-year population estimates (2016), ONS
- 2 Census 2011, ONS

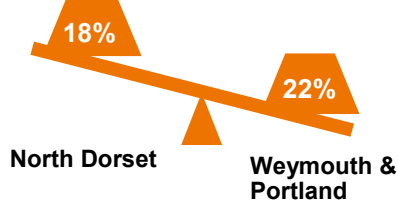
Box 2: BME and disability

Makeup of non-White British residents in Dorset



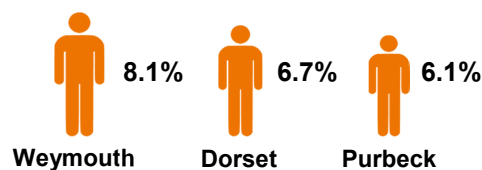
- Dorset has much lower levels (**4.5%**) of Black and Minority ethnic (BME) residents than the country as a whole (**19.5%**).²
- The highest proportion of Dorset's BME population are classified as 'White Other' who make up approximately **40%** of Dorset's BME population.²
- One in five of Dorset's population consider that they have a long term health problem or disability.²

% of Dorset residents with long-term health problem or disability



- Another method for looking at the number of residents with a disability is to consider those claiming either disability living allowance or attendance allowance.³

% of Dorset residents claiming Disability Living Allowance or Attendance Allowance



What are we doing about it?

The county council is committed to equality of opportunity, promoting diversity and eliminating discrimination. The recognition and respect of differences, and appreciating different perspectives along with the valuable benefits they can bring to society is fundamental.

We believe that people have a fundamental right to fair treatment regardless of their age, disability, ethnicity or race, gender identity, sex, sexual orientation, religion or belief. We aim to support diversity by the way we deliver our services, employ people and in our role as community leaders.

We undertake research with residents to identify needs, so that, if necessary, we can tailor services to meet those needs. We also publish workforce profiles which provide an accurate picture of the makeup of the workforce within each local authority. It allows us to consider how our activities as employers affect our staff with different protected characteristics. It also enables us to identify future work which will assist us in continuing to support our employees.

Sources

3 Stat-Xplore, Department of Work and Pensions, August 2016

March
2018

State of Dorset Economy



Dorset County Council

The UK has a productivity gap with output per hour below the average for the rest of the G7 major industrialised countries. In Dorset, for every hour worked we produce almost ten per cent less than the UK average.

Big Numbers Box

22,300 businesses

£1.4bn Value of Dorset's productivity gap

163,000 employees

36% of workforce aged 50+

13,000 expected employment growth by 2027

£498

18% self-employed

35% workers in high productivity employment

weekly pay for full-time employees working in Dorset

Expected fall in the working age population over the next 10 years

3,000

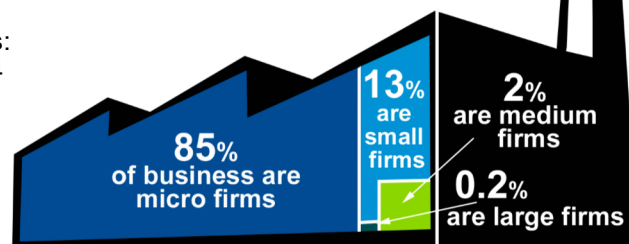
Box 1: Businesses

- Although business survival is good, we have fewer than average business births: 82 to every 10,000 residents aged 16-64 compared with 107 in England¹.


- And we have smaller business units: just 7.3 employees per business unit compared with 9.5 in England².

- Our businesses are less competitive than the national average, although North Dorset moved up 39 places in rank from 2013: the 4th highest climber nationally⁴.

Businesses by size



GVA per hour worked³



- Whilst we have above national average representation of advanced engineering and of manufacturing as a whole, we have low representation of both businesses and employees in high productivity sectors² and also below average representation in high R&D spending sectors⁵.

- Self-employment is high in Dorset: about 18% of economically active residents compared with 14% in England⁶.

- Government spending cuts affect the wider economy through supply chains and reduced funding grants for the voluntary and community sector. Procurement from local firms keeps more money in our economy: on average, every £1 of local authority procurement spending with local firms generates an additional 51p in the local economy - even more if spend is with small and medium sized firms⁷.


Sources

- 1 Business Demography 2016, ONS
- 2 UK Businesses 2017 and BRES 2016, ONS
- 3 GVA per hour worked (provisional) 2004-2016, ONS
- 4 UK Competitiveness Index 2016, Centre for International Competitiveness

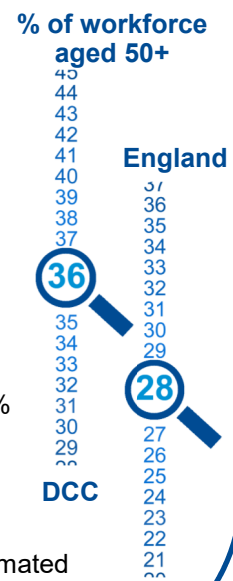
- 5 UK Gross domestic expenditure on research and development: 2015, ONS
- 6 Census of Population 2011, ONS
- 7 Local Procurement: Making the most of small business, one year on, Federation of Small Businesses

Box 2: People

- Employment is expected to grow by more than 13,000 in Dorset over 2017-27⁸ - but about a quarter of this new employment will be part time.
- Manufacturing, health, retail, education and hospitality are all big employers in Dorset.
- 45% of skills required by employers over the next decade are for level 4 and above.
- 12 neighbourhoods in Dorset are in the most deprived 20% nationally for employment⁹ - nine of these are in Weymouth & Portland.



- Earnings are below average. Median gross weekly pay for full time employees was £498 for Dorset workers compared with £552 in Great Britain¹⁰.



- 36% of the Dorset workforce is aged over 50 compared with 28% in England¹¹. Older workers have experience and skills and, as more people retire, other workers need training to fill the gaps.
- Over the next decade, the population in Dorset aged 16-64 will shrink by 0.1% per annum. That's a net loss of nearly 3,000 people in this age group. The dependency ratio, which is the number of people aged 65+ compared to the number of people of working age, is expected to increase from 53 per 100 in 2018 to 63 per 100 in 2028¹².
- Around 5,600 apprenticeships were started in Dorset in 2015/16¹³. It is estimated that for every £1 of public monies spent on apprenticeships, an economic benefit of £21 is created¹⁴.

What are we doing about it?

The county council manages investments in digital and physical connectivity through projects like Superfast Dorset. This project involves the council working with contractors to upgrade the communications infrastructure across the county that will enable most people and businesses to get superfast broadband speeds (24Mbps+).

Dorset County Council, working with Purbeck District Council and the Local Enterprise Partnership, has supported the establishment of an enterprise zone located between Dorchester and Wareham called Dorset Innovation Park. The initial phase to create 20 new employment units alongside the existing advanced engineering businesses already in situ, is complete. Dorset Innovation Park Enterprise Zone is an advanced engineering cluster of excellence for the South West, building on strengths in marine, defence and energy.

By means of local procurement, the council can add to social and environmental wellbeing in the county as well as economic value, for example through contracts with firms that ensure sustainable working practices and those offering quality Apprenticeships.

Sources

- 8 LEFM 2017/Dorset County Council
- 9 English Indices of Deprivation (2015), DCLG
- 10 Annual Survey of Hours and Earnings (2017), ONS
- 11 Census of Population (2011), workplace statistics

- 12 2016-based trend population projections, 2018-2028, Dorset County Council
- 13 The Localism Dashboard, Education and Skills Funding Agency
- 14 The Economic Impact of Apprenticeships, 26/11/2014, Centre for Economic and Business Research

March
2018

State of Dorset Health and Wellbeing



Dorset residents are generally healthy, have a high life satisfaction rating and feel that the things they do in their lives are worthwhile. The growing number of older people will increase demand for health and social care services so it is important to use local evidence to anticipate need and target service provision as effectively as possible.

Health and wellbeing influences - and can be influenced by - most aspects of our lives including how and where we live, our behaviours, our work and our leisure activities. Health behaviours impact on both physical and mental health - and many people may be affected by more than one health behaviour. Healthy populations live longer, are more productive and save more thus making a contribution to economic progress as well as maintaining personal wellbeing.

Big Numbers Box

11,400 people aged 65+ living with dementia by 2025

28% Dorset year 6 children overweight

2,092 domestic abuse incidents in Dorset last year

Over 1 in 2 Dorset adults overweight


Every **£1** invested in drug treatment returns **£2.50** in health & crime savings

16-18 years difference between healthy and overall life expectancy

smoking related deaths in Dorset per 100,000 **203**

Box 1: Health

Male life expectancy in Dorset

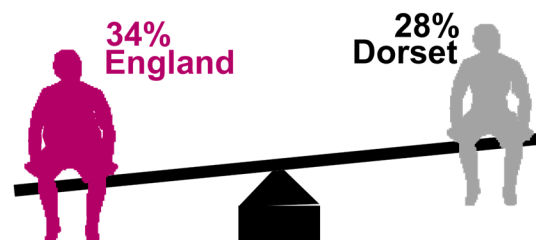


- Healthy life expectancy is the number of years a person would be expected to live in good health. In Dorset, there is a difference of 16 years between healthy life expectancy and overall life expectancy for men, and 18 years for women¹.

- 59% of adults in Dorset are classified as overweight or obese; better than the national average but still a great concern due to the life-threatening conditions it can lead to².

% year six children who are overweight or obese

- 28% of year six children and 21% of children in reception are overweight or obese, but these are better than the national average².



- Incidence of 'skin cancer' in those under 75 is above the average in Dorset at 34.1 incidences per 100,000 people compared with 18.9 in England³.

- Smoking attributable deaths per 100,000 population in Dorset fell to 203 - the lowest rate on record, and significantly below the rate for England at 272².

- The rate of people killed and seriously injured on the roads continues to be above average, possibly due to Dorset's high proportion of rural roads⁴. Nationally more than half of all fatal collisions occur on rural roads⁵.

Sources

1 Health state life expectancy at birth and at age 65 by local areas, UK, 2015-2016, ONS
2 PHOutcomes, Health Profile 2014-16
3 <http://www.ncin.org.uk/skin/laua/atlas.html> [Accessed 03/01/18]


4 PHOutcomes, Health Profile 2013-15
5 <https://www.rospa.com/road-safety/advice/road-users/rural/> [Accessed 23/01/18]



Box 2: Mental health

- By 2025, we expect to see more than 11,000 people aged 65 or over living with dementia locally, with the greatest increase among those aged 75+ in line with population growth⁶. It is likely that an additional 3,000 carers will be needed to cope with this increase⁷.
- Nationally, one in ten children and young people need support or treatment for mental health problems⁸.
- 75% of mental health problems in adult life (excluding dementia) start by the age of 18⁸.
- During the course of a year, almost one in four of us will suffer from some form of mental health condition⁹.

People aged 65+ with dementia



Box 3: Substance abuse

The Toxic Trio Substance abuse



- In Dorset, admission rates for alcohol related harm continues to rise year on year¹⁰.
- The number of young people taking illicit substances continues to drop although patterns of use are continually developing¹¹.
- In Dorset, for every £1 invested in adult drug treatment services, savings of £2.50 in health and crime costs are generated¹².
- Domestic abuse, mental ill-health and substance misuse have been termed a 'Toxic Trio' commonly found in families where harm to children has occurred. 2,092 domestic abuse incidents were reported in Dorset last year¹³.

What are we doing about it?

Public Health Dorset aims to improve and protect the health and wellbeing of the population across Bournemouth, Dorset and Poole with an emphasis on reducing inequalities in the health of those living and working in our local communities.

Working as part of Dorset councils we want to help as many people as possible stay healthier for longer. This involves coordinated action across the whole health and care system. In taking a strategic approach to our work we support Dorset Health and Wellbeing Board, Bournemouth and Poole Health and Wellbeing Board and the Accountable Care System for Dorset.

The county council works to support people in making healthy lifestyle choices and leading active lives. The Live Well Dorset service, funded by Dorset's councils, is just one of the ways in which this support is provided¹⁴.

Sources

6 POPPI Projecting Older People Information

7 <https://www.dementiastatistics.org/statistics-about-dementia/human-and-financial-impact/>

8 Pan Dorset Local Transformation Plan: Children and Young People's Mental Health and Wellbeing, 31/10/17

9 Government's response to the five year forward view for mental health, 9 January 2017

10 PHOutcomes, Health Profile 2015-16

11 Alcohol and Drugs Strategy 2016-2020, Public Health Dorset

12 Alcohol and drugs prevention, treatment and recovery: why invest?, Public Health England, 2014

13 Dorset Police: <https://www.dorset.police.uk/>

14 <https://www.livewelldorset.co.uk/>

March
2018

State of Dorset Leisure and Culture



Participation in arts and culture makes communities feel safer and stronger, adds to health and wellbeing and reduces social isolation¹, but funding cuts are a significant threat to culture and leisure activities, particularly in the third sector.

Cultural and recreational activities can help people access the natural environment through healthy lifestyles. Sport is evidenced to result in significant savings to health costs and yet there are concerns that many of Dorset's young people are physically inactive.

Big Numbers Box

£425m

Value of creative industries to the Dorset LEP area

The value of sports to health every year in Dorset

£148m

77%

65%

People aged 14+ who do not regularly participate in sport

People who agree that culture makes Dorset a better place to live

£8.4m

The cost of physical inactivity in Dorset


£118m

The value of sport to Dorset

Box 1: Health and wellbeing value

- Arts and cultural intervention can have a positive impact on specific health conditions such as dementia, Parkinson's and depression¹.
- The value of sport for savings to health is £147.8 million per annum in Dorset³.
- Levels of wellbeing are generally reported to be higher amongst those with higher arts and culture engagement¹.
- Students who study art subjects are more employable and more likely to stay in employment than graduates from other disciplines¹ and children from low income families who take part in arts at school are three times more likely to get a degree¹.
- Overall 77% of people surveyed agree that access to cultural activities helps to make Dorset a better place to live and that engagement in cultural activities contributes to an improved quality of life².

% people who feel that access to cultural activities leads to a better quality of life



Sources

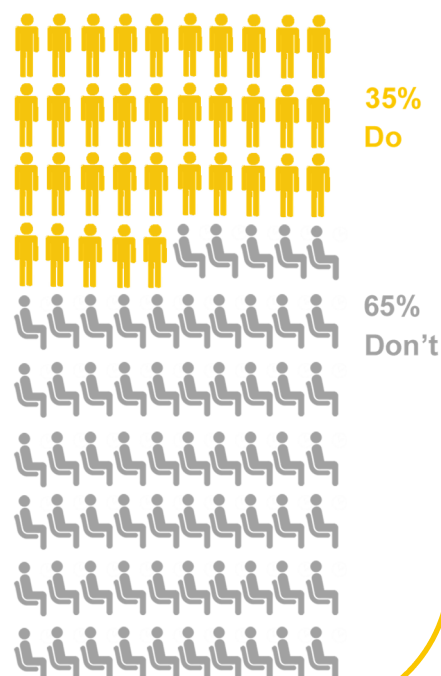
1 Create, Arts Council England, December 2015

2 Citizens Panel April 2009 Survey, Dorset County Council

Box 2: Economic Value

- 65% of Dorset's 14yrs+ population does not regularly participate in sport. The **cost of physical inactivity** is over £8.4 million and rising in Dorset³.
- The total **direct economic value of sport** to Dorset is £118.1 million per annum³.
- The value of **sport volunteering** is £55.5 million per annum in Dorset³.
- The value of **Creative Industries** is about £425 million per annum in the Dorset LEP area⁴. GVA of the Creative Industries increased by 3.6 per cent between 2014 and 2015 in the UK⁵.
- The number of businesses in the **Creative Industries** in Dorset has been growing rapidly. Between 2010 and 2017 there has been a 29% increase, compared to 9% for all industries⁶.
- The **Creative Economy** has grown by a quarter since 2010, at a rate faster than the whole of the UK economy, which grew 17.4 per cent⁵.
- For every £1 invested in the arts by the county council there is a return of £4 secured in **external investment** into the county.

% of Dorset population who do not participate in sport



What are we doing about it?

Leisure centres provide affordable access to exercise classes, gym equipment, sports facilities and swimming. There are currently 18 in Dorset, overseen by local authorities. By using public money in this way, demand for expensive health interventions can reduce as the public stay fit and healthy both physically and mentally.

The councils in Dorset support local sports clubs through providing advice such as how to set up a club, fund it, and train staff. Sometimes grants are available to cover some of the costs.

The county council supports local events such as the IRONMAN triathlon which came to Weymouth in 2016 and 2017 with plans for an event in 2018. Over the year, visits to Dorset by the entrants and their supporters adds more than £1million to the local economy.

Community facilities such as skate parks and public green spaces, which may have outdoor gym equipment, are other examples of councils providing leisure facilities for public use.

The county council recognises the benefits that arts and culture bring to people, including improved health and wellbeing, as well as economic gains. The council supports the arts and culture by providing free access to books, learning and local history via libraries and also financial support for the Arts Development Company. Work is currently taking place on a three year business and creative industries growth project with the Dorset Growth Hub called Culture+. This has been funded by the EU with a further £482,000 from Arts Council England.

Sources

3 Sport England Local Sport Profile, 2015/16

4 aGVA dataset from Annual Business Survey 2014, ONS

5 DCMS Sectors Economic Estimates, August 2016, Department for Culture, Media and Sport

6 UK Businesses 2017, Local Units, ONS, 2015

March
2018

State of Dorset

Natural and Historic Environment



Dorset County Council

Dorset's natural and historic environment makes a huge contribution to health and personal wellbeing.

Dorset's natural systems provide a wide range of essential goods (food, fuel, productive soil, clean air and water) and beneficial services (pollination, flood alleviation, climate regulation and tranquillity). These are taken for granted, but they need a combination of public, private and voluntary action to maintain them.

The contribution of our natural and historic environment to the economy is often overlooked.

The high quality natural environment that is so cherished by people living and working in Dorset means that we work hard to deliver mechanisms such as the Dorset Heathlands Planning Framework to ensure that development is led sustainably in the county.

Big Numbers Box

66% Reduction in waste sent to landfill in Dorset in the last 10 years

6% Of energy production from renewable sources

5% Of all nationally protected ancient monuments are in Dorset

90%

Of Dorset residents said that the environment was an important factor in their decision to live in Dorset.

53% Of county covered by Area of Outstanding Natural Beauty designation

Low carbon economy growth faster than the wider economy by **4x**

Box 1: The Natural Environment

- 90% of Dorset residents surveyed said the environment was an important, very important or crucial factor in their decision to live in Dorset. In addition, businesses report a demonstrable positive impact from both the Jurassic Coast and the AONB.¹
- Dorset contains part of England's only natural World Heritage Site and two Areas of Outstanding Natural Beauty, covering 53% of the county.²
- Whilst making up only two per cent of the area of England, Dorset holds five per cent of its nationally protected ancient monuments. However, a quarter of these are 'at risk'.³
- All of the Dorset coast (excluding the town seafronts) is recognised in national or international designations for its unique landscape, scenic quality, wildlife and geological formations.²

Bournemouth, Dorset and Poole are home to...



Sources

- 1 'Dorset's Environmental Economy', Ash Futures for Dorset County Council, Dorset AONB, Jurassic Coast WHS, Dorset LNP, 2015
- 2 Dorset Databook 2011, Dorset County Council
- 3 The National Heritage List for England (NHLE), Historic England, [Searched 29/11/17]
- 4 The Clean Growth Strategy, Department for Business, Energy & Industrial Strategy, 12/10/2017
- 5 Dorset Waste Partnership
- 6 Public Health and Landscape, Creating healthy places, Landscape Institute, November 2013

Box 2: Economy and wellbeing

- Dorset's environmental economy is worth between £0.9bn and £2.5bn per annum, about 8-10% of Dorset's overall economy. It also supports between 17,000 and 61,000 jobs in the economy.¹
- The low carbon economy has the potential to grow by 11% per year between 2015 and 2030 - four times faster than the rest of the economy.⁴
- The amount of waste sent to landfill in Dorset has dropped by around 66% in the last 10 years and continues to decline year on year.⁵
- The physical and mental health benefits of access to nature are well documented, as are the negative impacts of environmental inequality. Improving access to green infrastructure therefore offers the potential to extend these benefits, particularly in areas where access is poor.
- The landscape can reduce the need for expensive public health interventions. Local public health spending on the landscape can be 27 times more cost effective than clinical interventions.⁶ Greater wellbeing also contributes to higher productivity and economic gain.

% Reduction in amount of Waste going to landfill in Dorset



Box 3: Energy

- Climate change will continue and whilst CO² emissions in Dorset are falling, in line with the government's targets for 2020⁷, further reductions are required to meet tougher emission targets for 2050⁸. The Paris Agreement aims to limit warming to well below 2°C and to pursue efforts to limit it to 1.5°C.
- Renewable energy production has increased in Bournemouth, Dorset and Poole from 0.95% of local energy consumption in February 2011 to 5.5% in March 2016. However, Dorset still lags behind Cornwall and Devon who continue to lead on renewable energy generation in the SW.⁹

Renewable energy % of consumption



What are we doing about it?

The county council is committed to reducing its carbon footprint. As our buildings make up a significant proportion of this, renewable energy solutions have an important role to play in our overall strategy, alongside energy efficiency measures.

The Dorset Waste Partnership promotes recycling by running promotional campaigns and providing incentive schemes for composting bins and 'real' nappies.

The Dorset AONB is hosted by the county council and undertakes projects such as 'Stepping into Nature' which is helping to deliver health and wellbeing benefits for Dorset's older people, including those living with dementia.

We employ a team of Rangers who work to conserve Dorset's natural environment and keep public rights of way open. There is also an apprentice scheme to help young people kick-start a career in environmental conservation.

The county council's Natural Environment Team manage the Dorset Biodiversity Protocol. This scheme ensures that protected species which may be affected by planning applications are protected from harm by agreeing a particular methodology to avoid impact or on-site mitigation.

Sources

7 UK local authority and regional carbon dioxide emissions national statistics: 2005-2014, Department of Energy & Climate Change.

8 The Carbon Plan: Delivering our low carbon future, Department of Energy & Climate Change, 2011.

9 Renewable energy - A local progress report for England, Regen SW, 2016.

March
2018

State of Dorset Older People



Dorset County Council

The number of older people living in Dorset will continue to grow, adding to increased demand for health and care services.

Over the next decade, the number of those aged 85+ is expected to increase by almost 21%¹.

Big Numbers Box

422,900 Total population
in 2016

Aged 65+
in Dorset **28%**

In England
& Wales **18%**

1% pa

Growth in those
aged 65+ over
next decade

81 years

Life expectancy males

85 years

Life expectancy females

Box 1: Population Change

In the last year:

- Overall the population of Dorset has increased by 0.5% (2,100)².
- Deaths outnumbered births by about 1,700 so Dorset's net natural population declined².
- Migration gives a net gain of around 3,400. Around 20,400 people moved into Dorset from other parts of the UK and around 17,500 moved out. International migration gave a net gain of around 500².
- The greatest net migration gain is of children and those aged 60-69 whereas there is a net loss of 15-24 year olds².

Age profile 2016



- Over the next ten years, the percentage of Dorset residents aged 65+ is expected to grow by 0.9% per annum. That's an increase of 20,500 people - and almost a fifth of these (3,700) will be aged 85+¹.
- This isn't happening in Dorset alone but in Dorset we have a higher starting point. 28% of our population is aged 65+ (119,700) compared with 18% in England & Wales².

Sources

1 2016-based trend population projections, Dorset County Council

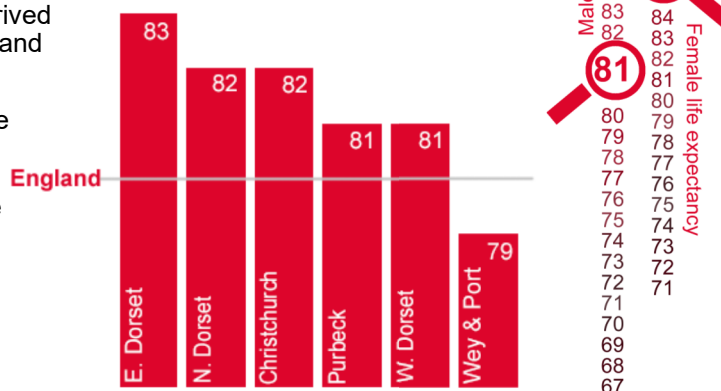
2 2016 Mid-year estimates, ONS, Revised 22/03/18. For more info visit <https://apps.geowessex.com/stats/>

3 Local Area Migration Indicators 2016, UK, ONS

Box 2: Life Expectancy

- Increased life expectancy and continuing migration - largely from other parts of the UK - account for the growing population of older people.
- Life expectancy at birth for both males (81.2 years) and females (84.7) is above the national average (England males 79.5 years and females 83.1)⁴.
- Life expectancy varies throughout the county, with Weymouth and Portland slightly below England.
- The life expectancy gap between Dorset's most and least deprived areas is 5.4 years for males and 5.0 years for females⁵.
- Healthy life expectancy is the number of years a person would be expected to live in good health. In Dorset, there is a difference of 16 years between healthy life expectancy and overall life expectancy for men, and 18 years for women⁶.

Male life expectancy by district



What are we doing about it?

Over the next decade many more of us will move into the 65+ and 85+ age groups. More family members will find themselves acting as informal carers: in 2011 the Census identified 49,300 unpaid carers in Dorset, an increase of 17% since 2001. Demand for formal care workers will also grow – and it's already very difficult to recruit people, particularly in rural areas. Dorset has been working with councils across the South West to promote caring as a career under the banner 'Proud to Care'.

Staying fitter for longer improves people's physical and mental wellbeing. Dorset's councils maintain green spaces, fund services such as 'LiveWell Dorset'⁷, and support 'Prevention at Scale' through a multi-agency Sustainability and Transformation Plan. Information and advice for all has been enhanced via on-line resources, including a Carers Hub, but other formats are still provided. Dorset has launched a 'Prepare to Live Better' campaign, encouraging people to plan ahead by thinking about future needs and maintaining independence, how technology and equipment might help and building financial stability.

As older people live longer, feelings of loneliness and isolation can develop when they are supported to remain in their own homes. The availability of housing for younger people can also be reduced. The county council produces population projections going forwards 25 years to anticipate housing need and inform local plans, including demand for specialist provision for older people.

Sources

- 4 Life expectancy at birth (2014-16), ONS
 - 5 Dorset Health Profile 2017, Public Health England, 04 July 2017
 - 6 Health state life expectancy at birth and at age 65 by local areas, UK, 2015-2016, ONS
 - 7 <https://www.livewelldorset.co.uk/>
- DCC Adult Social Care Annual Report:
https://www.dorsetforyou.gov.uk/media/224664/Local-Account-2016-to-2017/pdf/_2017.pdf