

# WEST BAY BEACH WHEELCHAIR SCHEME

## APPLICATION FOR HIRE






Bridport  
Town Council

Please complete the following in **BLOCK CAPITALS**

<b>Applicant Name (and/or carer)</b>	
<b>Full Postal Address and Postcode</b>	
<b>Telephone</b>	
<b>Email Address</b>	
<b>Date of hire</b>	
<b>Arrival time</b>	

We have four different wheelchairs available. Please specify your choice when booking, or call us to discuss which would suit your needs best if you are unsure.

<b>Hippocampe Beach Wheelchair</b>		<b>Sandcruiser Beach Wheelchair</b>		<b>Mobi Chair Floating Beach Wheelchair *see note below</b>	
					
Tick to request		Tick to request		Tick to request	

### Trail Glider (Carriage For Wheelchairs)



Tick to request

\* The Mobi Chair requires support from a trained instructor, and additional volunteer. This support is provided free of charge, but the Mobi Chair requires at least 24 hour's notice for hire.

**PLEASE BRING THE COMPLETED FORM WHEN YOU COLLECT THE WHEELCHAIR OR FILL IT IN AT TIME OF HIRE**

### **WEST BAY BEACH WHEELCHAIR SCHEME Terms and Conditions of Hire/Use**

1. If you have booked a wheelchair but subsequently cannot attend, you must inform the scheme as soon as possible (tel. 07342 236 443).
2. On arrival to collect the wheelchair(s), you must also show proof of ID: A valid current driving licence, passport, or credit/debit card.
3. **The hirer of the beach wheelchair agrees that the use of the wheelchair is entirely at their own risk and the West Bay Beach Wheelchair scheme, Bridport Town Council and Dorset Council do not accept liability for any injury to any person involved in the hire or for loss or damage to property.**
4. The user or their representative must ensure that the wheelchair is suitable for the user's needs, and that they are able to transfer into it safely. A hoist is separately available. The attendant who hands the wheelchair over to you for use cannot assist with the transfer between the beach wheelchair and the user's regular wheelchair.
5. The Hippocampe and Sandcruiser wheelchairs must be taken only on the beach and not into the water. The Mobi Chair (floating) wheelchair can enter the sea, with assistance from our designated trained instructor and assistant, who will accompany the user at all times while the chair is in the water. The instructors will go no deeper in the water than waist-high.
6. The Council or its agent reserves the right to cancel the hire if the conditions are not safe.
7. The wheelchair must not be left unattended at any time.
8. The hirer accepts full liability for the wheelchair and must return it in good condition.
9. An inspection of the equipment will be made upon its return to the collection point. If the wheelchair is returned damaged, soiled or dirty after use, the hirer accepts the costs of cleaning or repair.
10. Bridport Town Council reserves the right to refuse the loan of the wheelchair.
11. The hirer accepts that circumstances beyond the Council's control may prevent the hire taking place.

### **General Safety Rules**

1. It is very important that the hirer is confident in the use of the beach wheelchair and thoroughly familiarises themselves with its safe operation at the beginning of the hire. This particularly applies to the use of the wheelchair by children.
2. The manufacturer's recommended maximum weight is 120kg (19 stone).
3. Know your own limitations in terms of strength and endurance before attempting any manoeuvres.
4. Be aware of the current sea conditions and always consider that these can change at any time. Be aware of tide times, and keep an eye on tidal changes, and on the height and reach of waves. Caution must be taken if using the chairs near the shoreline; stay well back from the water's edge if the sea is not calm.
5. When in the wheelchair, use a sunscreen or umbrella to avoid sunburn.
6. The wheelchair frame can become hot when left outdoors during hot weather.
7. Do not allow children to stand on any part of the wheelchair.

## **IMPORTANT SAFETY INFORMATION RELATING TO EACH BEACH WHEELCHAIR**

### **PLEASE READ**

#### **Sandcruiser**

Suited to elderly users or those who need to be in a more upright position and a higher transfer position. The arms lift up, to allow for easy transfer from chair to chair.

There is a parking brake but no system for braking when in motion

Due to the slope of West Beach, extra care is required when moving across the beach and should only be manoeuvred across flat and gently sloping areas. The sloping areas should be traversed in a zig zag.

The Sandcruiser can go to the shoreline if conditions are safe enough to do so but **it cannot be used in the water**. It should not be taken to the water's edge unless the sea is calm as waves can surge unexpectedly.

The Sandcruiser is heavy to manoeuvre and will require two carers when venturing off the matting onto the sand, especially when pulling the wheelchair up the beach from the shoreline.

#### **Hippocampe**

Suited to younger users or those who are able to transfer to and from a lower position. There is a lap belt, shoulder harness and neck support.

There is no braking system or parking brake. The Hippocampe is very light and fairly easy to manoeuvre across the beach. It can go to the shoreline if conditions are safe enough to do so but **it cannot be used in the water**. It should not be taken to the water's edge unless the sea is calm as waves can surge unexpectedly.

#### **Mobi- Chair**

The Mobi-chair can enter the sea and it floats. It can only be used with assistance from our designated trained instructor, and an additional volunteer who together accompany the user at all times. The volunteers go no deeper in the water than waist-high. The arms lift up to help facilitate access onto the wheelchair.

The Mobi is only able to be used in very calm conditions. The Council or its agent reserves the right to cancel the hire if the sea is too rough or the conditions are not safe.

#### **Trail Glider**

A ramped wheelchair carriage with balloon wheels for users who need to remain in their own wheelchair. The wheelchair is pushed up a ramp onto the Trail Glider. The wheelchair is secured to the base and the Trail Glider can then be pushed across the beach.

There is a parking brake but no rolling brake.

The transfer must be done on the matting on West Beach. Two carers are required due to the size and design of the Trail Glider. Extra care is required when moving across the beach and the Trail

Glider should only be manoeuvred across gently sloping areas and should not be on a sideways tilt at any time. The sloping areas should be traversed in a zig zag.

**It cannot be used in the water.** It should not be taken to the water's edge unless the sea is calm as waves can surge unexpectedly.

**Declaration**

I have read the terms and conditions and **safety rules/safety information** above. I understand them and I accept them. Any questions I have had have been answered to my satisfaction.

<b>Signature</b>	
<b>Date</b>	

OFFICE USE ONLY						
Time of collection						
Time of inspection						
Time of Return						
Proof of Identity (tick)	Driving licence		Passport		Credit/debit card	
Inspected on return by						
Inspection Comments						
Has the hirer been reminded about the conditions of hire, zig zagging on gentle slopes to avoid sideways tilt and about not going to the water's edge if there are waves and not into the water?						